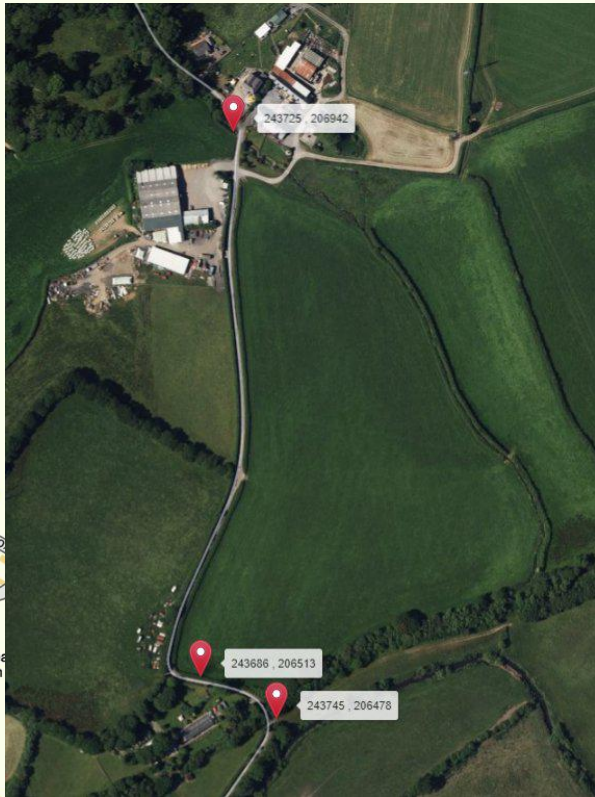


NOTE

Diversion to be driven prior to the road closure being installed.

Plans for any road closure should be discussed by the designer with the police and any relevant Highways Authorities, if traffic is being diverted on to their network.

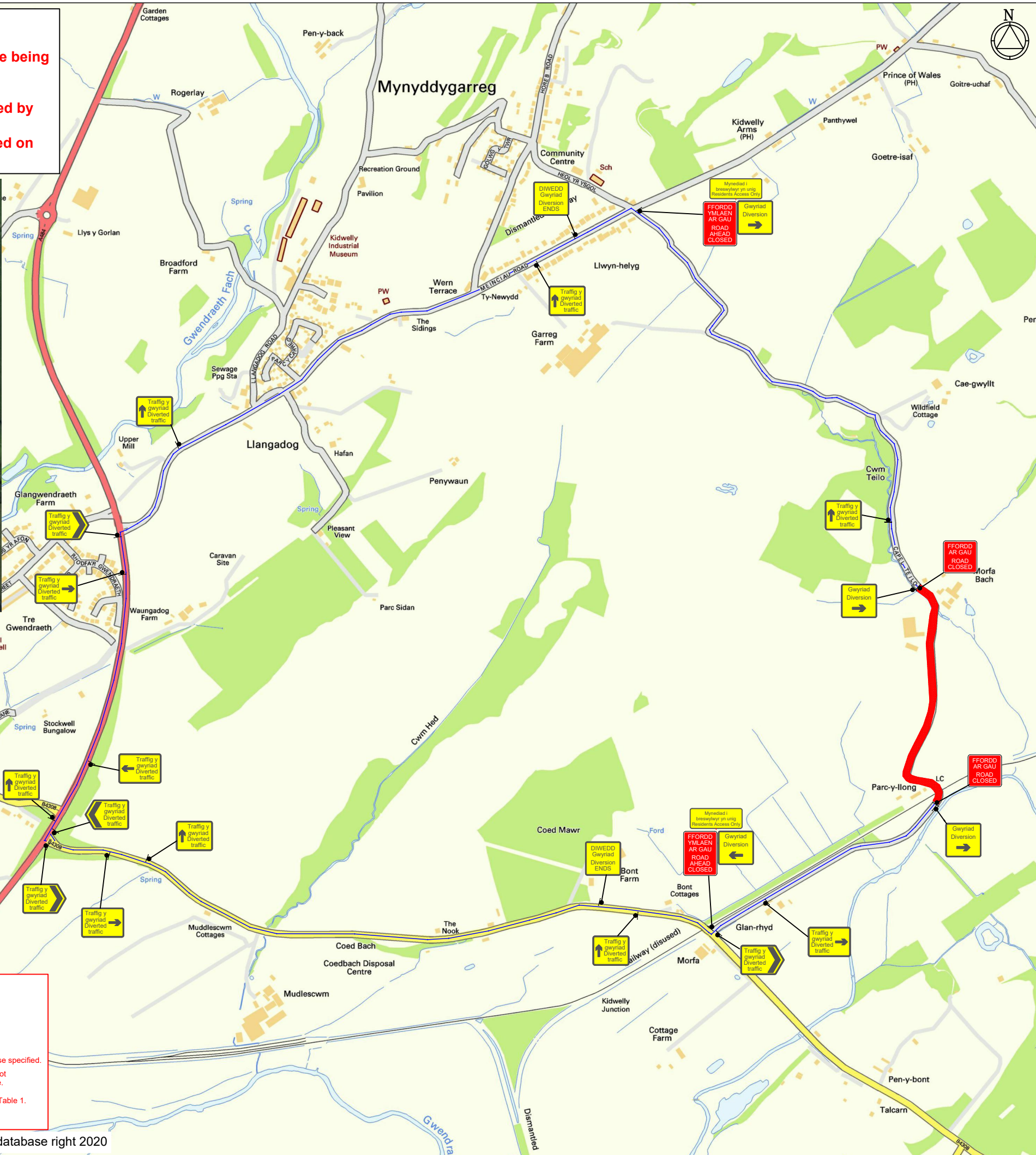


ROAD CLOSURE :

NOTES

- 1 All traffic signs shall comply with Chapter 8 of the Traffic Signs Manual
- 2 All traffic management equipment shall be provided by the Contractor, unless otherwise specified.
- 3 All signs shall be positioned so as not to be obscured by any other objects and shall not obstruct any other sign, permanent or temporary as much as is reasonably practicable.
- 4 All traffic signs shall meet the reflectorisation requirements of BS 873 : Part 6 : 1983, Table 1.
- 5 Works Access/Egress to be positioned to suit ongoing works.

Contains Ordnance Survey data © Crown copyright and database right 2020



- NOTES**
- 1 All traffic signs shall comply with Chapter 8 of the Traffic Signs Manual
 - 2 Maximum distance between any two temporary traffic signals to be 240m. Minimum distance between any two temporary traffic signals to be 30m.
 - 3 Temporary traffic signals shall not occur within 150m of an existing level crossing. Pelican crossing or signalised junction without the consent of the Engineer. The Engineer shall consult with the authority responsible for any of these types of facility prior to traffic management being installed in adjacent areas.
 - 4 Coning shall be installed at 45° to the edge of carriageway, as generally indicated.

DETAIL B

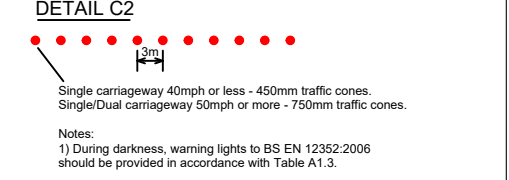
Single/Dual carriageway 40mph or less - 450mm traffic cones, spacing 1.5m.
 Single/Dual carriageway 50mph or more - 750mm traffic cones, spacing 1.5m.
 Dual carriageway national speed limit - 750mm traffic cones, spacing 1.5m, relaxation 3m.

Notes:
 1) During darkness, warning lights to BS EN 12352:2006 should be provided in accordance with Table A1.3 (Appendix 1).
 2) 45° tapers have 1.5m spacing, no relaxations.
 3) On motorways and NSL AP duals with hard shoulders, 1m cones will be required for both standard and relaxation works for lead tapers and the facing wall of lane changes.

DETAIL C2

Single carriageway 40mph or less - 450mm traffic cones.
 Single/Dual carriageway 50mph or more - 750mm traffic cones.

Notes:
 1) During darkness, warning lights to BS EN 12352:2006 should be provided in accordance with Table A1.3.



KEY

- Cone
- ▨ Works Area
- ▨ Safety zone
- Sign
- Diversion Route
- Pedestrian Route
- Pedestrian Barriers
- ◀ Temporary Pedestrian Crossing
- ⚡ No Parking Cones



Client **openreach**

Works access/ works exit to be risk assessed on site for suitability of location

Advance warning signs to be installed prior to installation of closure.

Address
 Capel Teilo Road, Trimsaran,
 Carmarthenshire, Wales,
 SA17 4RN

TM Type
ROAD CLOSURE DIVERSION

Design: M.CARR	Drawn: M.CARR	Chkd: P.MATHER
Date: 26/02/21	Date: 26/02/21	Date: 26/02/21
Scale: NTS	Status: DRAFT	

Drawing No
 MJQ2021-0569 - WC4MLF8L_
 WC4L862D_WC4L8F3F - KIDWELLY -
 50-3000

Rev: